

# CWM 750 P

## CONVECTORS

PRODUCT-NO.: 200255

### Heat that works in your space

Even in small or cramped rooms, you shouldn't have to miss out on cosy warmth. That's why this heater is so compact. With a depth of just 10 cm, it is particularly slimline, requiring very little space for installation. Nevertheless, the appliance offers you excellent thermal comfort.

**Enjoy a wide range of benefits** Although the wall mounted convector blends very discreetly into your room, it supplies heat efficiently. Useful features contribute to its efficiency: the weekly timer and open window detection make operation easier for you.

### The main features

Wall mounted convector – ideal as a supplementary heater or interim heater in spring/autumn

Even, quiet, air heating

Metal casing and slimline design

Operating controls with illuminated LCD screen

Weekly timer, frost protection and open window detection

Control unit with self-learning capability: automatic calculation of the preheat time in timer mode

ON/OFF switch and overheating protection

**CWM 500 P**


Product-No.: 200254

**CWM 1000 P**


Product-No.: 200256

**CWM 1500 P**


Product-No.: 200257

**CWM 2000 P**

Product-No.: 200258

**CWM 2500 P**

Product-No.: 200259

**CWM 3000 P**

Product-No.: 200260



Type	CWM 500 P	CWM 750 P	CWM 1000 P
Part no.	200254	200255	200256

## Technical data

Power supply	1/N/PE ~ 230 V	1/N/PE ~ 230 V	1/N/PE ~ 230 V
Rated voltage	230 V	230 V	230 V
Rated current	2,2 A	3,3 A	4,3 A
Connected load	0,5 kW	0,75 kW	1,0 kW
IP rating	IP 24	IP 24	IP 24
Protection class	I	I	I
Colour	alpine white	alpine white	alpine white
Setting range	5 - 30 °C	5 - 30 °C	5 - 30 °C
Height	450 mm	450 mm	450 mm
Width	348 mm	426 mm	426 mm
Depth	100 mm	100 mm	100 mm
Weight	4.00 kg	4.60 kg	4.60 kg



Type	CWM 1500 P	CWM 2000 P	CWM 2500 P
Part no.	200257	200258	200259

### Technical data

Power supply	1/N/PE ~ 230 V	1/N/PE ~ 230 V	1/N/PE ~ 230 V
Rated voltage	230 V	230 V	230 V
Rated current	6,5 A	8,7 A	10,9 A
Connected load	1,5 kW	2,0 kW	2,5 kW
IP rating	IP 24	IP 24	IP 24
Protection class	I	I	I
Colour	alpine white	alpine white	alpine white
Setting range	5 - 30 °C	5 - 30 °C	5 - 30 °C
Height	450 mm	450 mm	450 mm
Width	582 mm	738 mm	894 mm
Depth	100 mm	100 mm	100 mm
Weight	6.00 kg	7.70 kg	9.20 kg



Type	CWM 3000 P
Part no.	200260

### Technical data

Power supply	1/N/PE ~ 230 V
Rated voltage	~230 V
Rated current	13,0 A
Connected load	3,0 kW
IP rating	IP 24
Protection class	I
Colour	alpine white
Setting range	5 - 30 °C
Height	450 mm
Width	1050 mm
Depth	100 mm
Weight	10.90 kg

Depth including wall mounting bracket

## **Contact information**

You have questions? We appreciate to help you:

Call **+49 5531 - 7020**

Write an email to **[info@stiebel-eltron.com](mailto:info@stiebel-eltron.com)**

## **Installation information**

Please ask your local power supply utility or a registered electrician to install appliances that are not fully wired, i.e. ready to plug in. The electrician should also be able to assist you with obtaining the agreement of the respective power supply utility required for the appliance installation.